

Commercial Flooring Brochure





RSI

The resin flooring and concrete polishing experts

Office Address

47 Springfield Avenue

Grappenhall

Warrington

Cheshire, WA4 2NN

Tel 01925 470102

Email info@rsil.co.uk

Web www.resinsurface.co.uk

Directors

David Rands

Mobile 07989 661 547

Email dave@rsil.co.uk

Paul Rands

Mobile 07725 469 583

Email paul@rsil.co.uk



CONTRACTORS HEALTH & SAFETY ASSESSMENT SCHEME
Accredited Contractor
www.chas.gov.uk


Resin Surface Installations Ltd is a company registered in England and Wales with number 7761761.


The registered office is at 6 Meadow View, Lymm, Cheshire, WA13 9AX

VAT Registration Number 120651358

Terrazzo flooring

This epoxy or PU decorative and functional flooring is applied in supermarkets, shopping malls, hotels, pharmaceutical and chemical plants. It is laid with a trowel typically at 10mm or 8mm and is ground and polished down to 8mm or 6mm exposing the decorative aggregate including mother of Pearl, coloured glass, flint and marble. This system offers high performance and functionality similar to that of Polyurethane screeds but offers a more aesthetically pleasing appearance. Most suppliers stock a large range of colours and aggregates to blend with the surrounding decor. Terrazzo can be re-polished and re-sealed repeatedly if the floor is damaged. If adequately maintained, terrazzo should last many years.

 We have applied terrazzo flooring in locations all over the UK in Ireland and in the Far East in Singapore, Malaysia and Indonesia





Terrazzo Company Logos

Consider your main reception area with your company name and logo permanently featured in the floor.

Seamless terrazzo logos can be incorporated as part of a new terrazzo floor project or as part of a new or existing tiled floor

This is achieved using brass, stainless steel or aluminium strips to separate the letters in your company name or the design of your logo. The desired terrazzo colours are added and after curing it is polished to reveal your logo.

Below is an example of a floor we completed at Thomson Plaza Singapore. We completed three Plaza logos at the base of each escalator and we applied the terrazzo alongside the existing Italian marble tiles.



 **Polished concrete**

The process of polishing concrete involves using coarse diamonds on a 4 head grinding machine to expose the aggregate followed by progressively finer diamonds to the required sheen or polish. Utilising new or old concrete can transform your floor from a dull matt finish to a bright polished finish without the need for covering with a separate floor. A stain resistant penetrative seal coat can be added to ensure the concrete is protected from staining. This floor can be used in retail outlets, warehouses and dry production areas.





Polished cement toppings

Cement toppings or levelling screeds are traditionally applied to concrete or screed floors which require levelling due to deterioration of the slab or screed prior to applying the required floor finish. Over recent years levelling screeds have been developed to offer two purposes to customers. The first purpose is to obtain a smooth levelled surface and the second is to achieve a polished finish. There is no requirement for further epoxy toppings.

If you are looking for a polished concrete finish but your existing concrete floor is in poor condition applying a polished cement screed is an impressive alternative.


There are different colour options available and once polished, a protective seal coat is applied ensure your floor is protected from stains.

If your required look is more of a rustic finish, the screed can remain unpolished and a clear seal coat applied. Visually there will be trowel marks/sweeps that are present during the installation which are normally removed during polishing and the overall look is more natural. By removing the polishing process this would also reduce the overall cost per m2.




Self-Smoothing Resin Flooring

Self-smoothing or self-levelling epoxy floors offer an attractive seamless, smooth contemporary finish. The floor is typically laid between 2mm and 5mm depending on requirements and you can choose a matt or a gloss finish. Our material suppliers offer a wide range of standard colours but at a small cost will match your specified colour.



 Stone Carpet and Quartz

Stone carpets comprise of natural graded aggregates mixed with clear epoxy resins and applied either indoors or outdoors at around 10 mm in depth. This product generally requires no seal coat and is of an open texture due to the larger aggregates typically between 5mm and 10mm. There are many choices of natural aggregates to choose from. Quartz flooring is applied in a similar way but incorporates smaller coloured graded quartz and is generally grouted and sealed to give an impervious top layer. Quartz can also be applied as a coving and to walls.





RSI

The resin flooring and concrete polishing experts

Office Address

47 Springfield Avenue

Grappenhall

Warrington

Cheshire, WA4 2NN

Tel 01925 470102

Email info@rsil.co.uk

Web www.resinsurface.co.uk

Directors

David Rands

Mobile 07989 661 547

Email dave@rsil.co.uk

Paul Rands

Mobile 07725 469 583

Email paul@rsil.co.uk



CONTRACTORS HEALTH & SAFETY ASSESSMENT SCHEME
Accredited Contractor
www.chas.gov.uk

Resin Surface Installations Ltd is a company registered in England and Wales with number 7761761.

The registered office is at 6 Meadow View, Lymm, Cheshire, WA13 9AX

VAT Registration Number 120651358